


## Keeping Things Private


Today we discussed ways you can keep information private online. We discussed personal information and how to select a username. Usernames should not include personal information (names, birthdays, etc.). In the past, we have also discussed setting safe, favorite passwords. Please discuss the importance of this with your child. Also, it is wise to discuss what your child should do at home if someone is online asking for personal information.



---

## Keeping Things Private


Today we discussed ways you can keep information private online. We discussed personal information and how to select a username. Usernames should not include personal information (names, birthdays, etc.). In the past, we have also discussed setting safe, favorite passwords. Please discuss the importance of this with your child. Also, it is wise to discuss what your child should do at home if someone is online asking for personal information.



---

## Keeping Things Private

Today we discussed ways you can keep information private online. We discussed personal information and how to select a username. Usernames should not include personal information (names, birthdays, etc.). In the past, we have also discussed setting safe, favorite passwords. Please discuss the importance of this with your child. Also, it is wise to discuss what your child should do at home if someone is online asking for personal information.



---

## Keeping Things Private

Today we discussed ways you can keep information private online. We discussed personal information and how to select a username. Usernames should not include personal information (names, birthdays, etc.). In the past, we have also discussed setting safe, favorite passwords. Please discuss the importance of this with your child. Also, it is wise to discuss what your child should do at home if someone is online asking for personal information.

